Raising the Bar and Closing the Gap: Whatever It Takes in Secondary Schools

Mike Mattos

The presenter might refer to page numbers for viewing information. For that reason, materials retain original numbering.

The rubber hits the road in the PLC process with the question, How do we respond when students don't learn? A learning-focused school can't achieve this mission without a systematic process to ensure struggling students have the additional time and support needed to succeed. What does an effective secondary school intervention process look like? Mike Mattos provides practical, proven secondary intervention ideas.

Participants learn:

- How to systematically identify students who need extra help
- Ways to create time in the master schedule for supplemental and intensive interventions
- How to best utilize staff and resources to target interventions and extension



Solution Tree



Mike Mattos

Mike Mattos specializes in uniting teachers, administrators, and support staff to transform schools by implementing response to intervention and PLCs. He is an architect of the PLC at Work and RTI at Work models.

Mike is former principal of Marjorie Veeh Elementary School and Pioneer Middle School in California. In 2004, Marjorie Veeh, an elementary school with a large population of youth at risk, won the California Distinguished School and National Title I Achieving School awards.

The standardized test scores at Pioneer, a National Blue Ribbon School, rank among the top 1 percent for California secondary schools. For his leadership, Mike was named the county's Middle School Administrator of the Year by the Association of California School Administrators.

Twitter: @mikemattos65

Solution Tree Resources:

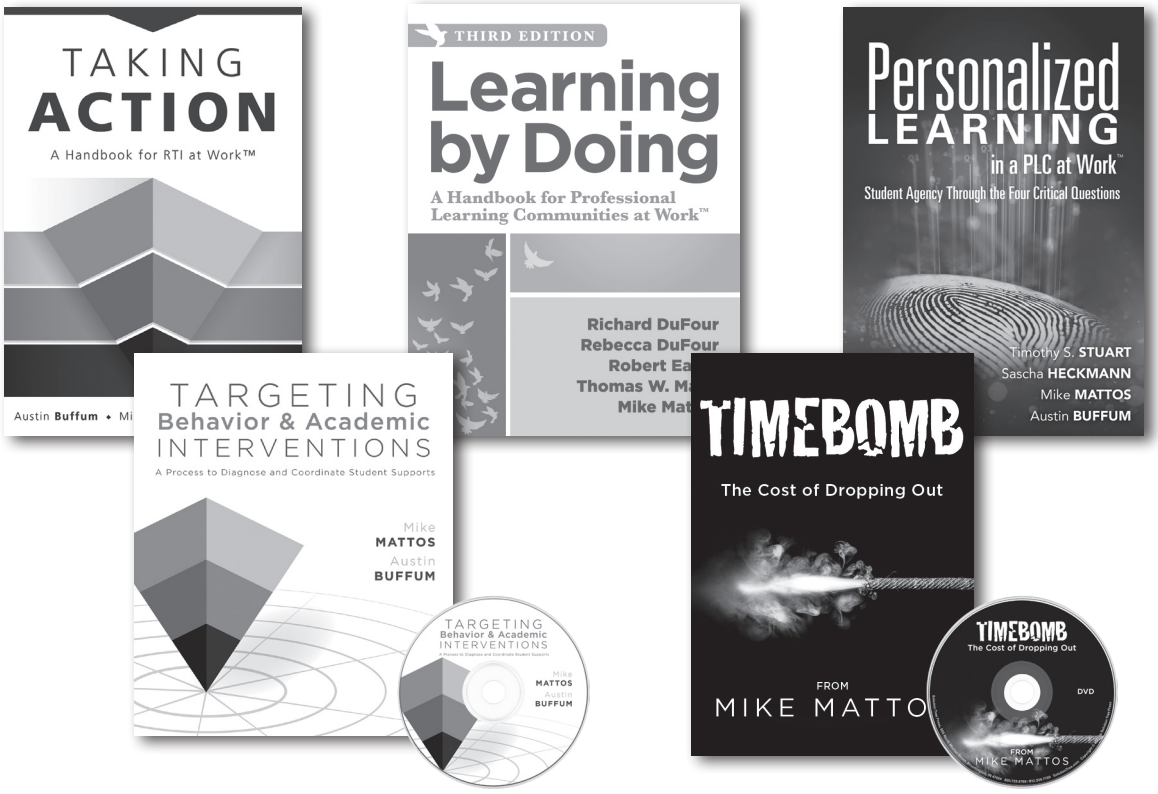

Visit SolutionTree.com for a complete list of titles.

PLC AT WORK™

RTI AT WORK™



Raising the Bar and Closing the Gap
Whatever It Takes in Secondary Schools

Mike Mattos
PLC at Work™ and RTI at Work™ Architect
mikemattos@me.com
@MikeMattos65

Essential Elements of an Effective System of Interventions and Extension

All students must have access to grade-level essential standards.

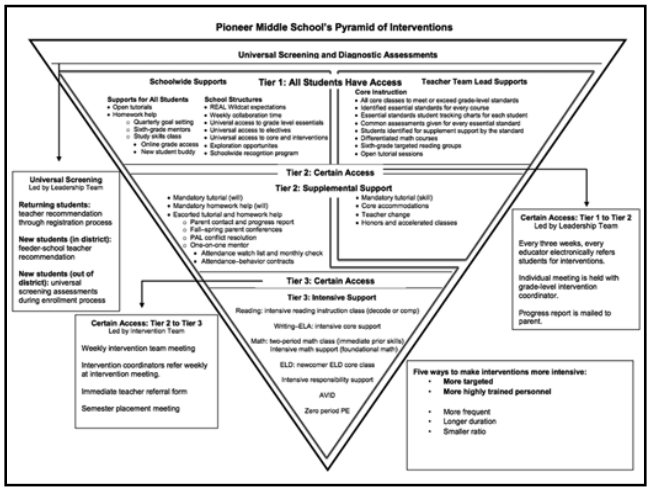

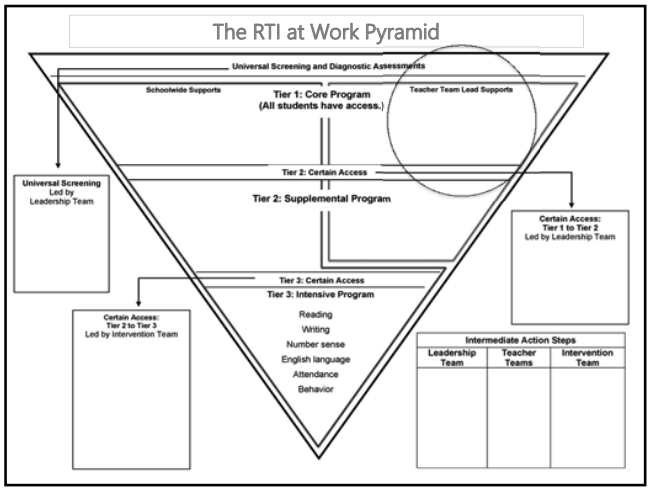

© Mattos 2017. SolutionTree.com
Do not duplicate.

REPRODUCIBLE

Pioneer Middle School's Pyramid of Interventions

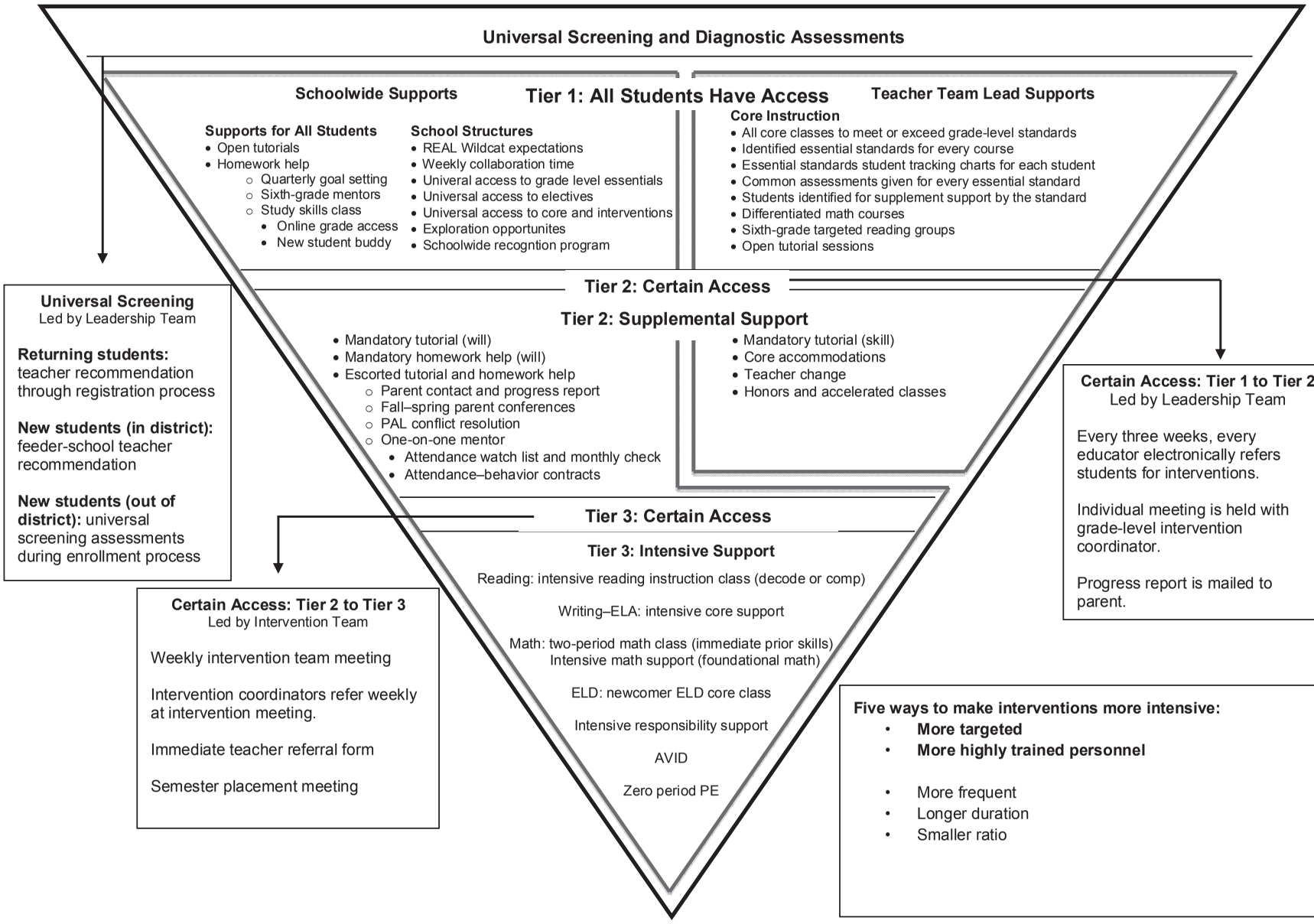

© Solution Tree 2015 • SolutionTree.com • Reproducible.

- Differentiated math classes
- Sixth-grade targeted reading groups
- Intensive core support

- Pine Middle School – Co-teaching model
- Baldwin Park High School – Guided studies class
- Riverside Brookfield HS:
  - Academic Support Center
  - Mandatory summer school

At many schools, providing intensive interventions is viewed as a losing proposition:

To receive remedial help, what must the student lose in his or her current schedule?

Most often we find that the casualty is at-risk students' access to electives and enrichment opportunities.

Essential Elements of a Secondary System of Interventions

- All students must have access to grade-level essential standards.
- The best intervention is prevention.

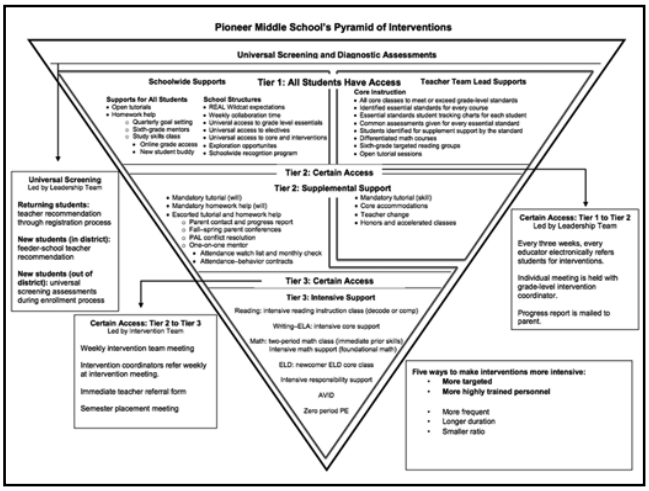

© Mattos 2017. SolutionTree.com
Do not duplicate.

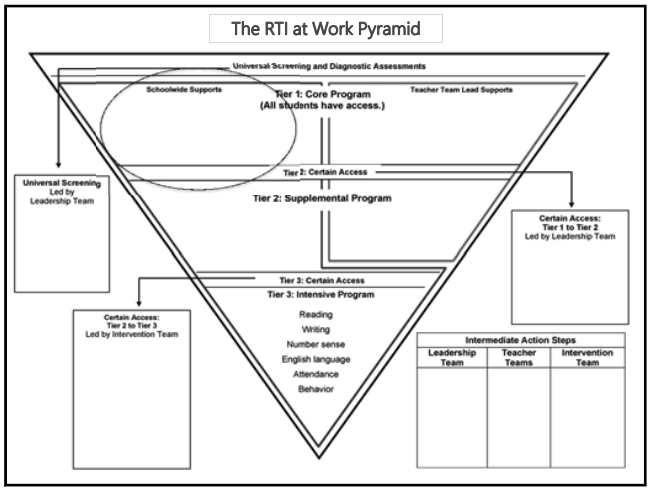

Support for All Students

- Fifth-grade transition program
  - Registration meeting on elementary site
    - Introduce "Wildcat Way."
  - Parent night at Pioneer
  - Elective Extravaganza
  - Open house
  - June field trip
  - Sixth-grade orientation
- Fifth-grade teacher recommendations

Support for All Students

- REAL Wildcat expectations
  - "Respect, Explore, Achieve, Lead"
- Study skills process

- Using Cornell note taking
- Doing Internet research
- Memorizing; using note cards
- Keeping track of assignments; using calendar
- Organizing a notebooks
- Goal setting

© Mattos 2017. SolutionTree.com
Do not duplicate.

QUARTER 1

Classes I am enrolled in:	Grades I will strive for: (Letter Grade)	(GPA points)	(Citizenship)	(Work Habits)	Grade I earned (fill out at the end of Q 1): (Letter Grade)	(GPA points)	(Citizenship)	(Work Habits)
Period 1: _____	_____	_____	_____	_____	_____	_____	_____	_____
Period 2: _____	_____	_____	_____	_____	_____	_____	_____	_____
Period 3: _____	_____	_____	_____	_____	_____	_____	_____	_____
Period 4: _____	_____	_____	_____	_____	_____	_____	_____	_____
Period 5: _____	_____	_____	_____	_____	_____	_____	_____	_____
Period 6: _____	_____	_____	_____	_____	_____	_____	_____	_____
Period 7: _____	_____	_____	_____	_____	_____	_____	_____	_____
(Zero Period): _____	_____	_____	_____	_____	_____	_____	_____	_____

Calculate Grade Point Average (GPA): Potential GPA: _____ Actual GPA: _____

How to calculate:

1. Convert all grades into numerical values:
   - A = 4 points
   - B = 3 points
   - C = 2 points
   - D = 1 point
   - F = 0 points
2. Add all points together
3. Divide the sum by the number of courses taken

Example:

Social Studies:	A = 4 points
Language Arts:	B = 3 points
Reading:	B = 3 points
Math:	C = 2 points
Physical Ed:	A = 4 points
Elective:	A = 4 points
Science:	C = 2 points

Total points = 22 points

22 points ÷ 7 classes = 3.14 GPA

Can you be a REAL Wildcat?

R…Respect Goal for Quarter 1: _____

E…Exploration Goal for Quarter 1: _____

A…Achievement Goal for Quarter 1: _____

L…Leadership Goal for Quarter 1: _____

Pioneer's Mission: To maximize every student's academic potential and personal responsibility!

© Mattos 2017. SolutionTree.com
Reproducible.

REPRODUCIBLE

Pioneer Middle School
Wildcat School Service Award

Service Time Recording Chart

Student Name: _____

Example:

Date of Event	Description	Time Spent Completing Service	Pioneer Staff Member Initials	Student Initials
1/17/08	Helped Al's Pals set up chairs for assembly	45 minutes		

Date of Event	Description	Time Spent Completing Service	Pioneer Staff Member Initials	Student Initials

Total Service Hours: _____

I confirm that I have completed the above listed service hours:

_____ _____

Student Signature Parent Signature

"*Help others achieve their dreams and you will achieve yours!*"

—Les Brown

Pioneer's Mission: To maximize <u>every</u> student's academic potential and personal responsibility.

© Mattos 2017. SolutionTree.com
Do not duplicate.

- Using Cornell note taking: **ELA**
- Doing Internet research: **science**
- Memorizing; using note cards: **PE**
- Keeping track of assignments; using calendar: **math**
- Organizing a notebook: **social studies**
- Goal setting: **electives**

Essential Elements of an Effective System of Interventions and Extension

- All students must have access to grade-level essential standards.
- The best intervention is prevention.
- There must be a timely, systematic process to identify students who need extra help.

Staff Recommendation Process

The process should:

- Take place about every three weeks.
- Involve all faculty members.
- Avoid being too laborious.
- Offer a 360-degree view.

Essential Elements of an Effective System of Interventions and Extension

- All students must have access to grade-level essential standards.
- The best intervention is prevention.
- There must be a timely, systematic process to identify students who need extra help.
- There must be flexible time in the master schedule to provide supplemental interventions.

© Mattos 2017. SolutionTree.com
Do not duplicate.

The Question Is Not …

Should we build flexible time into our schedule?

But …

How will we build flexible time into our schedule?

How Much Time and How Often?

- Frequent (at least twice a week)
- About 30 minutes per session
- Available to all students

Students cannot miss new essential standards.

Thank You!

To contact Mike:	**mikemattos@me.com**
Activities available at:	**mattos.info**
Follow Mike on Twitter:	**@mikemattos65**

RTI AT WORK #rtiaw Solution Tree

To schedule professional development at your site, contact **Solution Tree** at **800.733.6786**.



RTI AT WORK #rtiaw Solution Tree

© Mattos 2017. SolutionTree.com
Do not duplicate.

Pioneer Tutorial Schedule

Tuesday, October 9 (Priority—Math)
Thursday, October 11 (Priority—Science)

Any student may attend an open tutorial. To attend a closed tutorial, you must have teacher approval or "tutorial required" stamped in your Binder Reminder.

Teacher	Room	Open or Closed	Subject	Grade
Aguilar	602	Open	Study Hall for Maan's Students Spelling Lesson-2 Test Make-Up	7
Amsbary	504	Open	Grade-6 Core Tutorial	6
Arneson	303	Open	Grade-6 Earth Science Help	6
Badraun	603	Open	Study Hall for Prell's Students Spelling Lesson-3 Test Make-Up	7
Bell/Abrahams	502	Open	Grade-6 Core Make-Up	6
Billings	702	Open	Grade-8 Core: Enrichment	8
Cope	MPR	Open	Drama/Chorus Help	6, 7, 8
Dearborn	703	Closed	Grade-8 Core Homework Help	8
Delange	Track	Closed	Mile-Run Make-Up	6, 7, 8
Fischer	Band Room	Open	Band/Orchestra	6, 7, 8
Fuggitti	403	Open	Clothing/Foods	7,8
Hamamura	503	Open	Preposition Review/Make-Up	6
Harkin	405	Open	Pre-Algebra Help	7
Hingst	706	Open	Tues./Algebra, Thurs./Geometry	7, 8
Holmes	704	Closed	Grade-8 Core Homework Help	8
Kaahaaina	407	Open	Grade-7 Life Science Help	7
Kozuch	115	Open	Study Hall	6,7,8
Kridner	MPR	Closed	Pyramid of Intervention	6, 7, 8
Larson	802	Open	Grade-7 Life Science Help	7
Leon		Closed	Grade-6 Exploratory Language/French	6, 8
Lippert	505	Open	Grammar Review	6
Macias	402	Closed	Spanish IA	7, 8
Martin	806	Closed	Tues./Algebra, Thurs./Geometry	7,8
Mattos	801 Lab	Open	Internet Research/AR Tests	6, 7, 8
McCargar	Fitness Room	Closed	Fitness Log Instruction Make-Up	6, 7, 8

9

(Pioneer tutorial, page 1 of 2)

© Solution Tree 2015 • SolutionTree.com • Do not duplicate.

Teacher	Room	Open or Closed	Subject	Grade
Meyers	901	Open	Math 6	6
Miranda	701	Closed	Grade-8 Core Writing Conference	8
Mittleman	902	Open	Grade-8 Core Homework Help	8
Moore	Library	Open	Study Hall	6, 7, 8
Noonan	605	Open	Study Hall	6,7,8
Ocegera	501	Open	Grade-6 Core Make-Up	6
Payne, Mr.	121	Open	Computers/Video Help	6, 7, 8
Payne, Mrs.	101	Open	Math 6/PreAlgebra Help	6, 7
Polston	301	Open	Grade-6 Earth Science Help	6
Prell	601	Open	Study Hall for Aguilar Spelling Lesson 1 Test Make-Up	7
Randall	506	Open	Grade-6 Core Make-Up	6
Sanchez	705	Open	Spanish I/IB	8
Schaer	804	Open	Pre Algebra	6,7,8
Shafer	408	Open	Grade-8 Physical Science	8
Smith/Egan	Plaza	Open	Study Time/Extended Snack	6, 7, 8
Spiak	401	Open	Art/Yearbook	6, 7, 8
Stoerger	805	Closed	Algebra & Test Retake	7,8
Thomas	404	Closed	Make-Up Science Labs	8
VanHerde	Track	Closed	Mile-Run Make-Up	6, 7, 8
Welch	803	Closed	Grade-6 Pre-Algebra Help	6

© Mattos 2017. SolutionTree.com
Do not duplicate.

The Tutorial Flow Chart

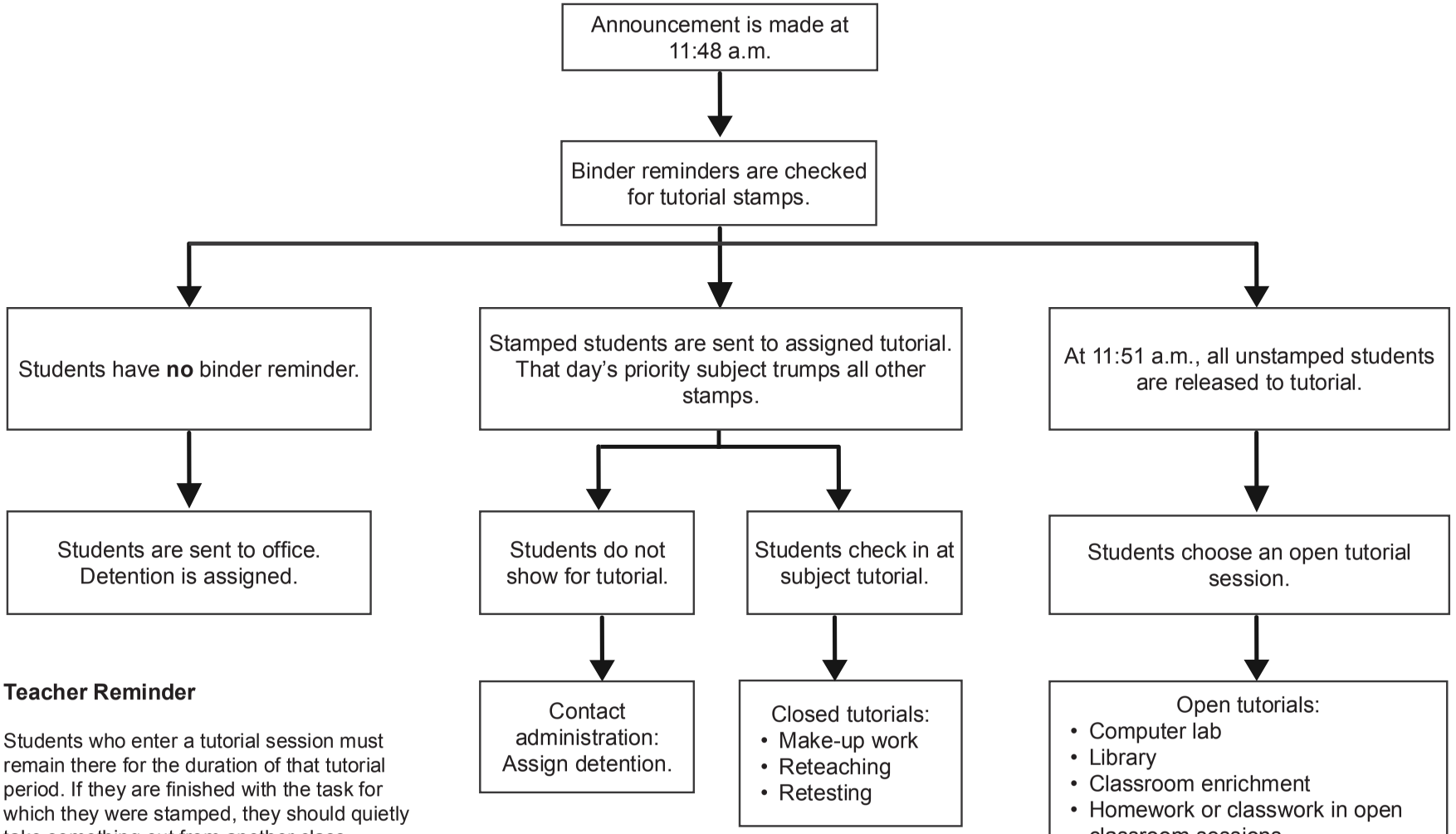

Teacher Reminder

Students who enter a tutorial session must remain there for the duration of that tutorial period. If they are finished with the task for which they were stamped, they should quietly take something out from another class.

Students may not bounce from one tutorial session to another. If it is absolutely necessary for a student to leave a teacher's session to attend another, the teacher needs to sign a binder reminder giving permission to go to another session. This prevents needless wandering.

*Students at the plaza are required to have binder reminders ready to show that they have no stamps and are doing individual or small-group work.

REPRODUCIBLE

© Solution Tree Press 2015. SolutionTree.com • Reproducible.

Creating Flexible Time Worksheet

Critical Considerations

1. Do we have frequent time, during the school day, to reteach and enrich students?

2. Is it directive? Can you require students to attend?

3. Is it timely (weekly)?

4. How long does it take for students to get help? How long does it take a student to get out once it has worked?

5. Is it targeted? Is the time used to reteach specific essential standards?

6. Is the time used to enrich and extend learning for students who have already mastered essential standards?

© Mattos 2017. SolutionTree.com
Reproducible.